



GANTM

Enterprise Software Platform for the Online Gaming Industry

LD Micro 500 – Investor Presentation

September 1, 2020

Legal Disclaimer

This presentation has been prepared by GAN Limited (the “Company”) solely for informational purposes based on its own information, as well as information from public sources. This presentation has been prepared to assist interested parties in making their own evaluation of the Company and does not propose to contain all of the information that may be relevant. In all cases, interested parties should conduct their own investigation and analysis of the Company and the data set forth in the presentation and any other information provided by or on behalf of the Company. This presentation does not constitute an offer to sell, nor a solicitation of an offer to buy, any securities of the Company by any person in any jurisdiction in which it is unlawful for such person to make such an offering or solicitation. Neither the Securities and Exchange Commission nor any other regulatory body has approved or disapproved of the securities of the Company or passed upon the accuracy or adequacy of this presentation. Any representation to the contrary is a criminal offense.

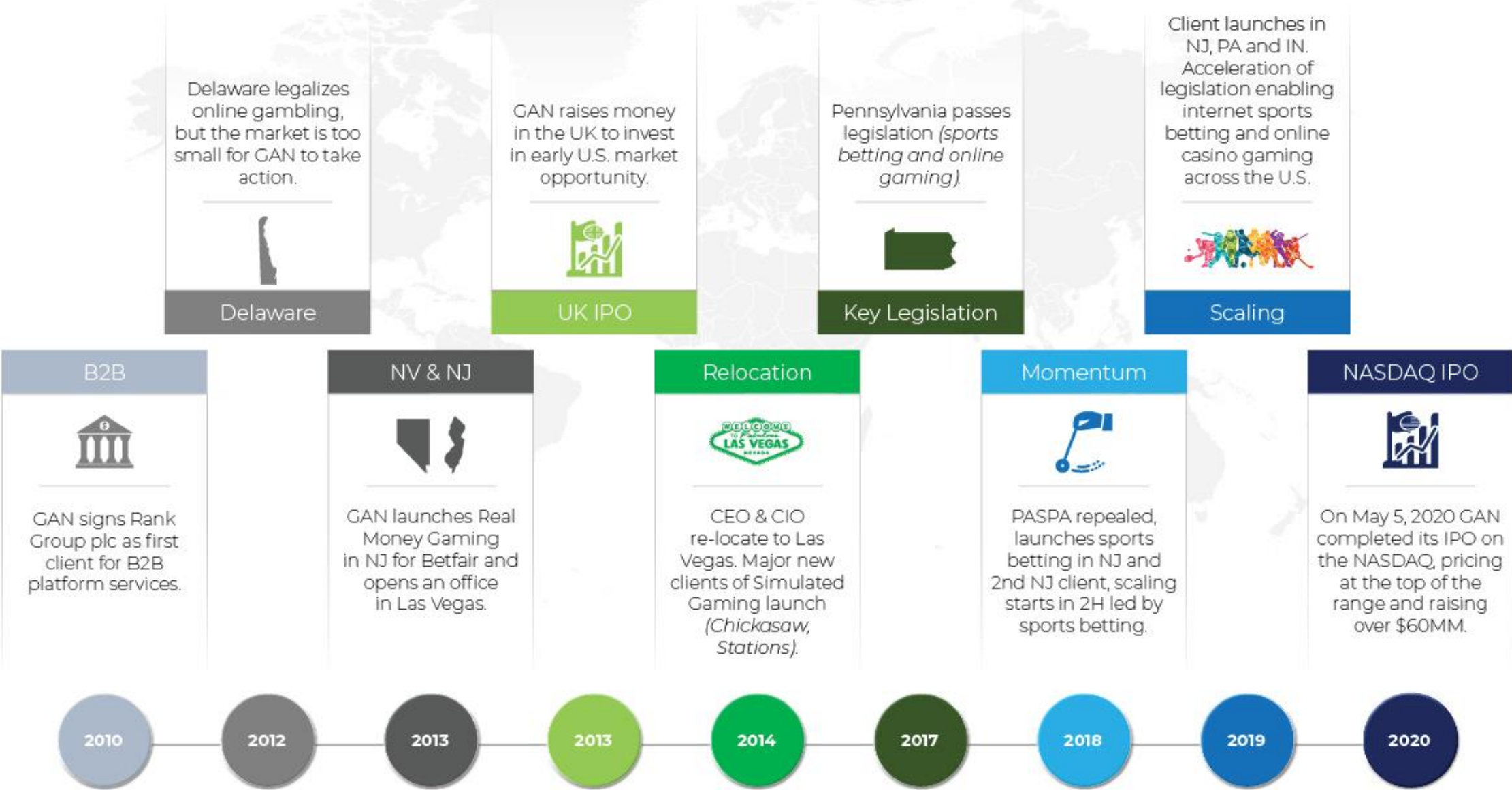
Except as otherwise indicated, this presentation speaks as of the date hereof. The delivery of this presentation shall not, under any circumstances, create any implication that there has been no change in the affairs of the Company after the date hereof.

Certain of the information contained herein may be derived from information provided by industry sources. The Company believes that such information is accurate and that the sources from which it has been obtained are reliable. The Company cannot guarantee the accuracy of such information and has not independently verified such information.

This presentation contains forward-looking statements within the meaning of the federal securities laws. These forward-looking statements reflect our current views with respect to, among other things, future events and our financial performance. These statements are often, but not always, made through the use of words or phrases such as “may,” “might,” “should,” “could,” “predict,” “potential,” “believe,” “expect,” “continue,” “will,” “anticipate,” “seek,” “estimate,” “intend,” “plan,” “strive,” “projection,” “goal,” “target,” “outlook,” “aim,” “would,” “annualized” and “outlook,” or the negative version of those words or other comparable words or phrases of a future or forward-looking nature. These forward-looking statements are not historical facts, and are based on current expectation, estimates and projections about our industry, management’s beliefs and certain assumptions made by management, many of which, by their nature, are inherently uncertain and beyond our control. Accordingly, we caution you that any such forward-looking statements are not guarantees of future performance and are subject to risks, assumptions, estimates and uncertainties that are difficult to predict. Although we believe that the expectations reflected in these forward-looking statements are reasonable as of the date made, actual results may prove to be materially different from the results expressed or implied by the forward-looking statements. A number of important factors could cause our actual results to differ materially from those indicated in these forward-looking statements, including the following: risk factors described under the heading “Risk Factors” in the Company’s registration statement on Form F-1, filed with the Securities and Exchange Commission (File No. 333-237372).

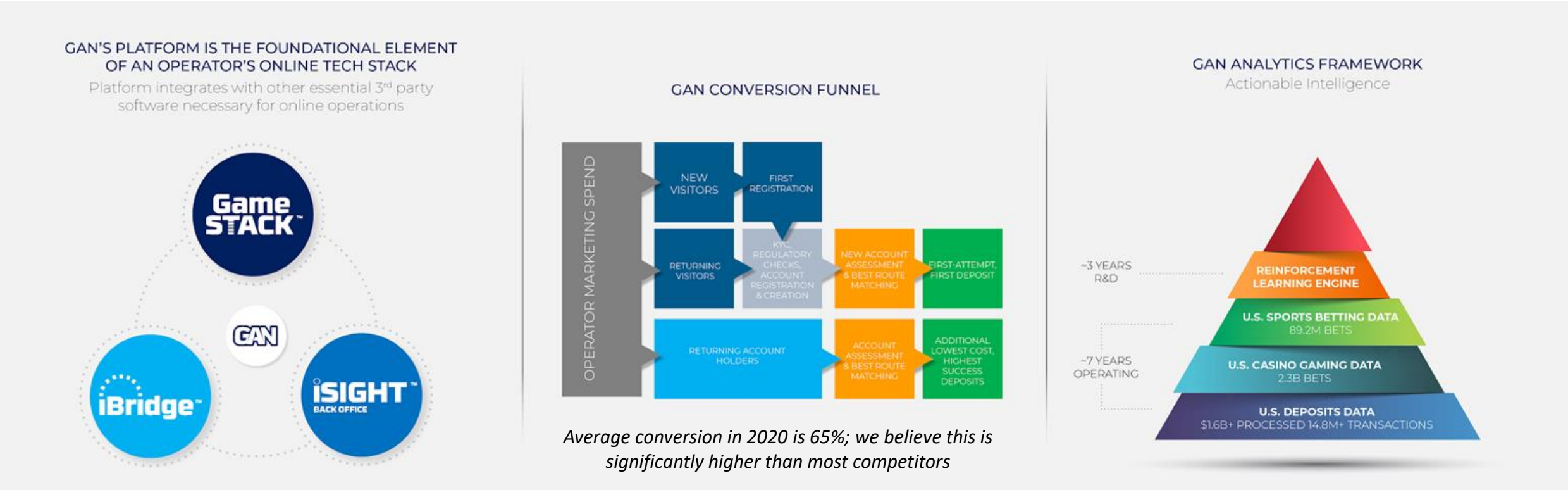
This presentation includes certain non-IFRS financial measures intended to supplement, not substitute for, comparable IFRS measures. Reconciliations of certain non-IFRS financial measures are provided in the appendix to this presentation.

Company History



GAN's Technology: Best-in-Class


Superior end-to-end solution for an operator's online gaming operations: our modular platform, IP, conversion funnel and analytics framework provide a competitive advantage



IP: the company owns a key patent for the integration framework to integrate land-based and online casino rewards programs (expires 2034)

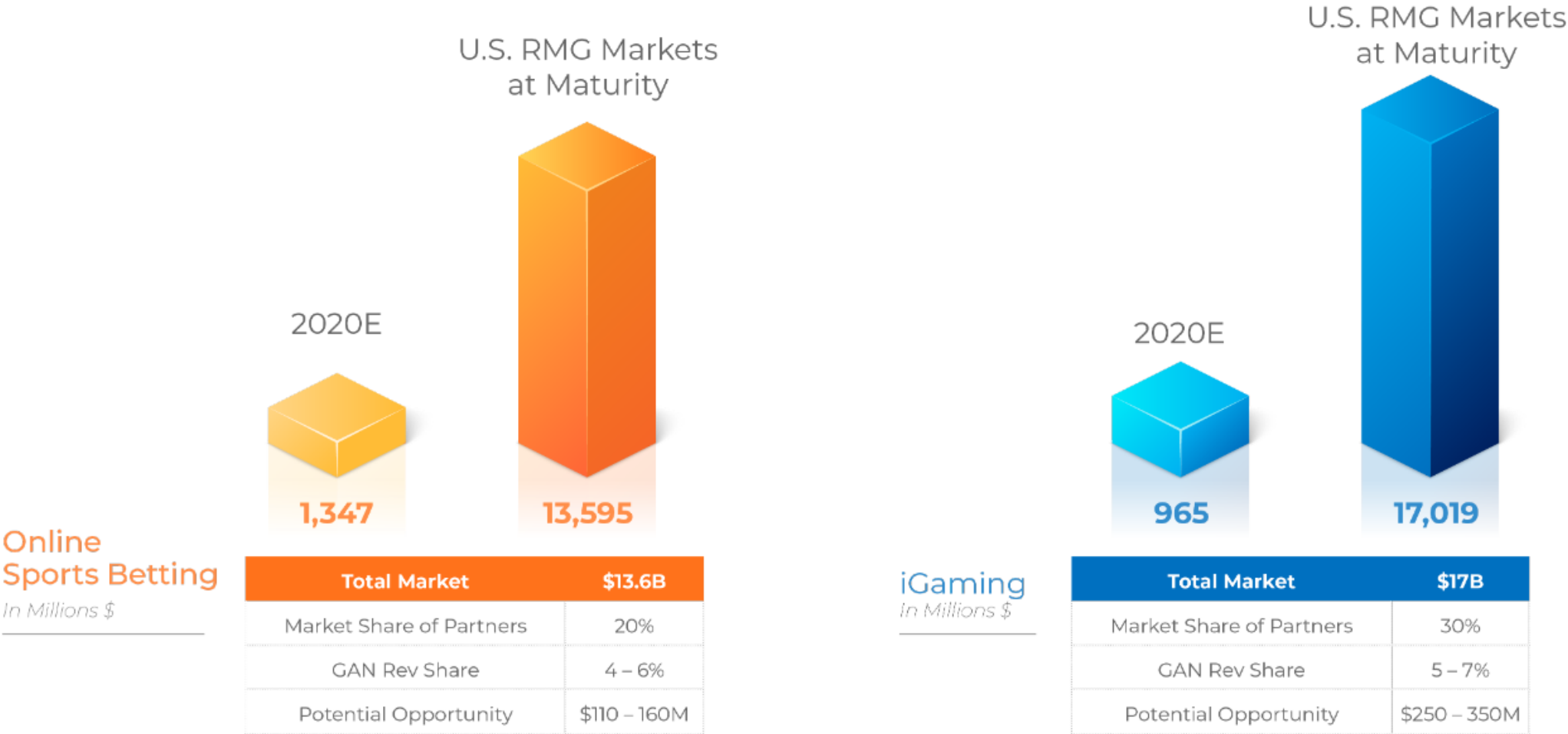
Simulated: Upselling of Existing Installed Base in Launching New States

GAN is presently deployed by clients operating more than 94 casino properties coast-to-coast



Total Addressable Market at Maturity

iGaming TAM will surpass Sports Betting at maturity by 25%; 2020 market size is 5.7% of total potential. The opportunity for GAN, as an iGaming-first company, exceeds \$500M+ combined.



¹ Long-term TAM estimates of markets at maturity are combined from Eilers & Krejcek (“E&K”) as well as Macquarie, again on a simple average basis. Both indicate iGaming markets will be larger than sports betting. The major difference is Macquarie estimates maturity at 2030, whereas, E&K estimates maturity at 2025.

Next Up: Putting the “GAN” in Michigan

GAN is well positioned to capture significant market share in Michigan - slated to be one of the largest RMiG opportunities in the U.S. at \$1.2B – with the upcoming launches of 3+ operator partners

- Michigan is poised to activate online for **both** sports betting and iGaming in Q4 2020
- States that regulate both Sports and iGaming simultaneously have seen outsized, rapid growth (PA)
- Population of approximately 10 million people with numerous land-based casinos and gamblers
- **2025E GAN Revenue of approximately \$20M+**

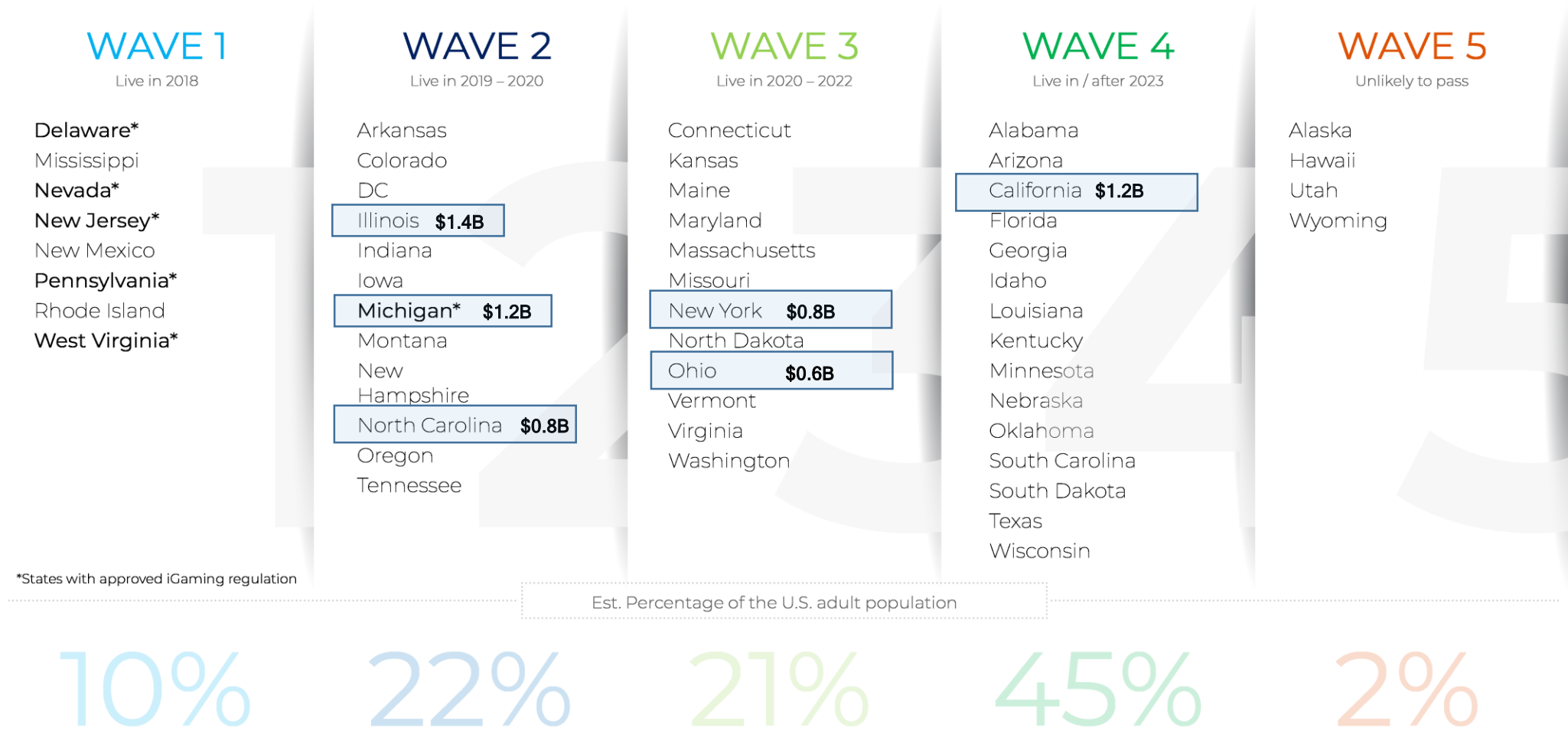


(\$M) ¹	2021E	2022E	2023E	2024E	2025E
Online Sports Betting	233	353	419	456	484
Real Money iGaming	206	371	550	684	727
Total Online Gaming	439	724	969	1,140	1,211

¹TAM estimates through 2025 are combined from Regulus Partners and Macquarie used to size the RMG opportunity; adjustments were made to Macquarie estimates to reflect online-only sport book revenues.


Legislation: Growth Catalyst to Opportunity

Market preparations underway for Michigan; Ohio reconvenes in the fall



Competitive Landscape

The long-term TAM opportunity yields short-term market crowding that appears commoditized, yet GAN pricing endures in hyper-competitive environment. We anticipate supplier options to narrow through performance, natural affinity and M&A consolidation.



B2B
Tech Pureplay




B2B
Within Omni-Channel Conglomerate



At its Q1 earnings, DraftKings said it could be mid-to-late 2021 or even later before it is integrated with all SBTech technology.




B2B
Owned by B2C

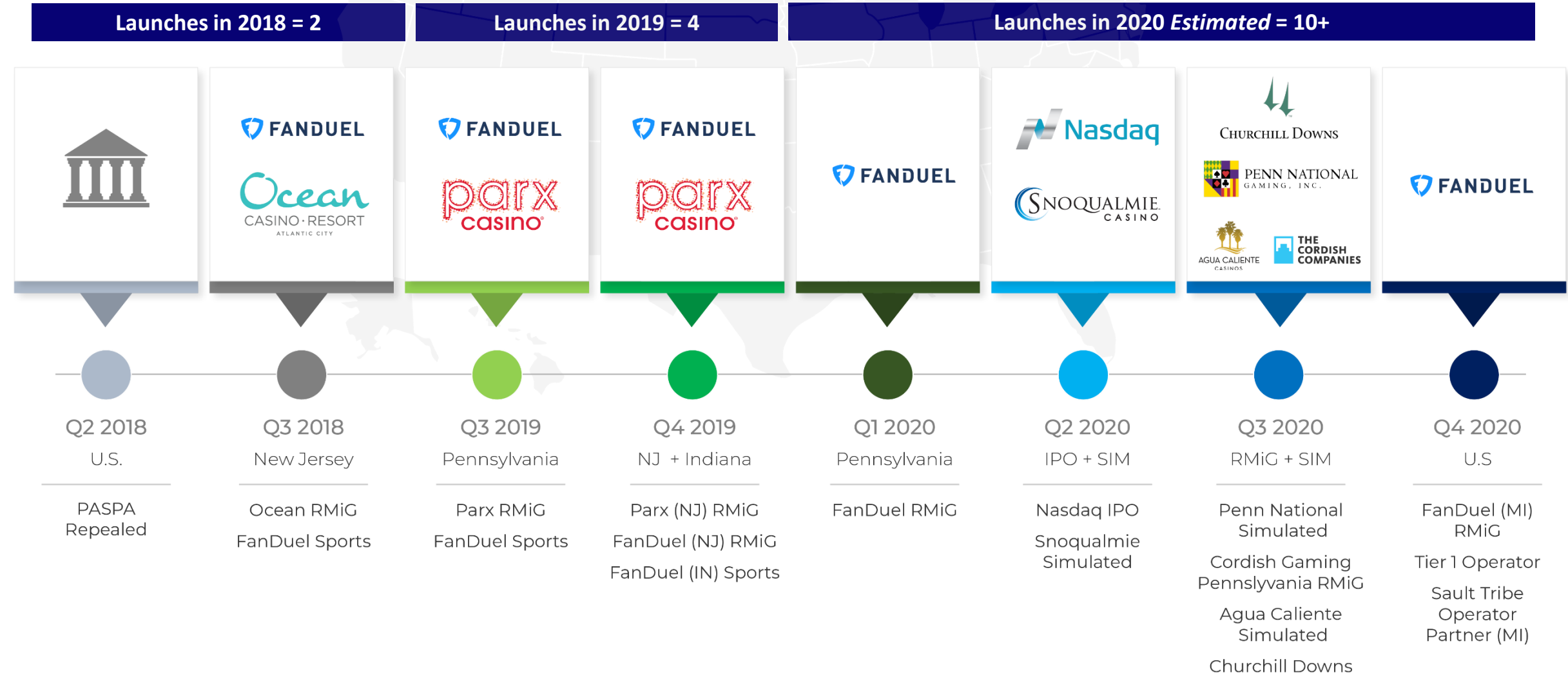




B2C

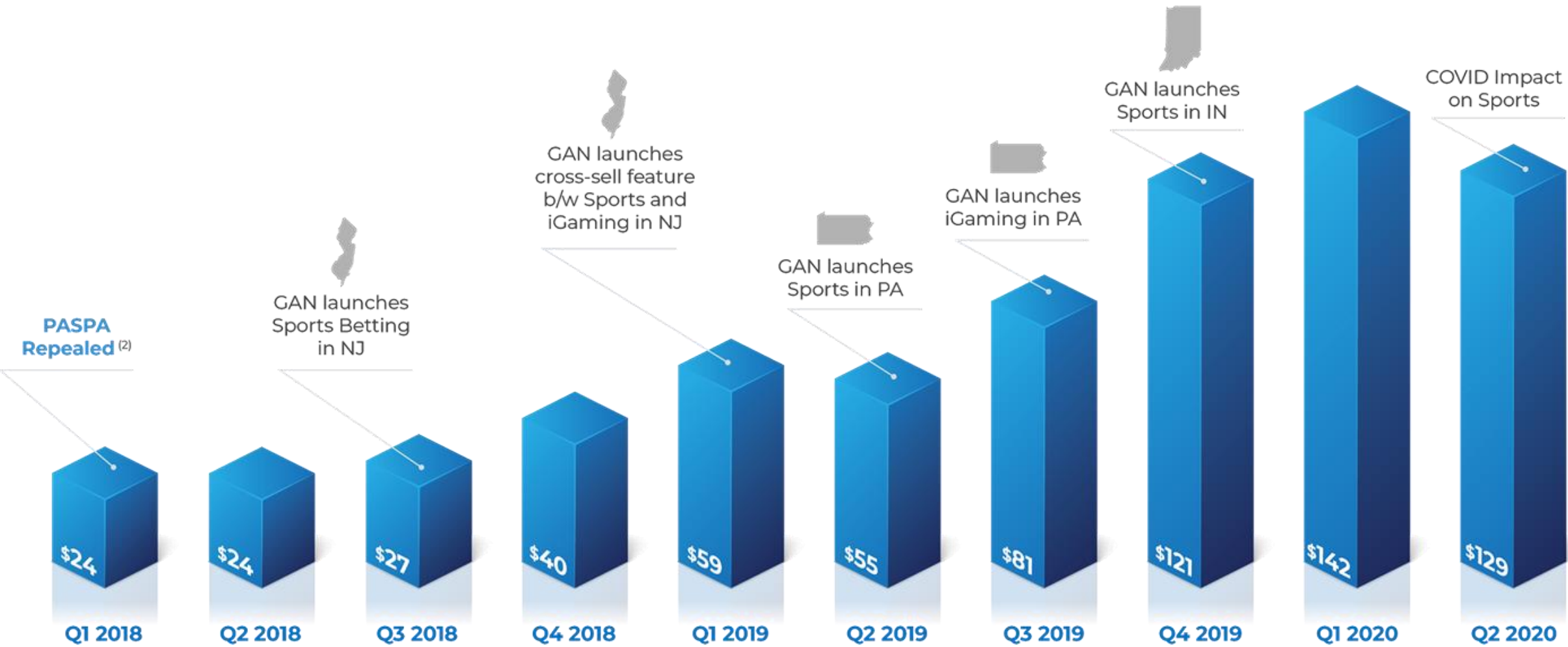
Deal Velocity

Superior technology, regulatory expertise and proven speed to market in the U.S. drives anticipated 10+ launches in 2020



GAN Gross Operator Revenue⁽¹⁾: Leading Supplier Market Share

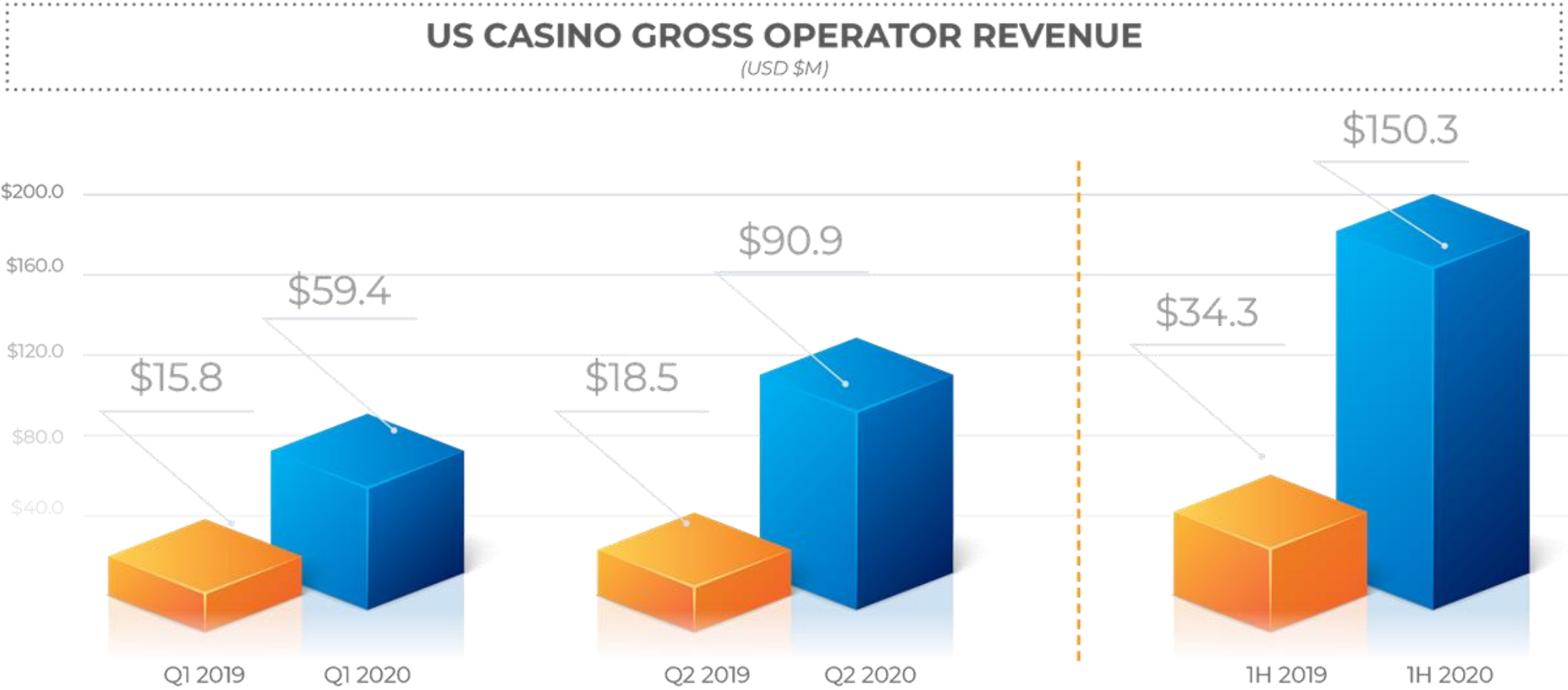
July-YTD Gross Operator Revenue has exceeded the 2019 total of \$316M



¹Gross operator revenue is defined as the sum of our corporate customers’ gross revenue from Simulated Gaming, gross gaming revenue from real money iGaming, and gross sports win from real money Sports betting
²“Professional and Amateur Sports Protection Act” was overturned allowing all U.S. states (i.e., not just NV, DE and OR) to engage in the regulation and taxation of sports betting activities at the intrastate level

Real Money iGaming: US Casino Spotlight

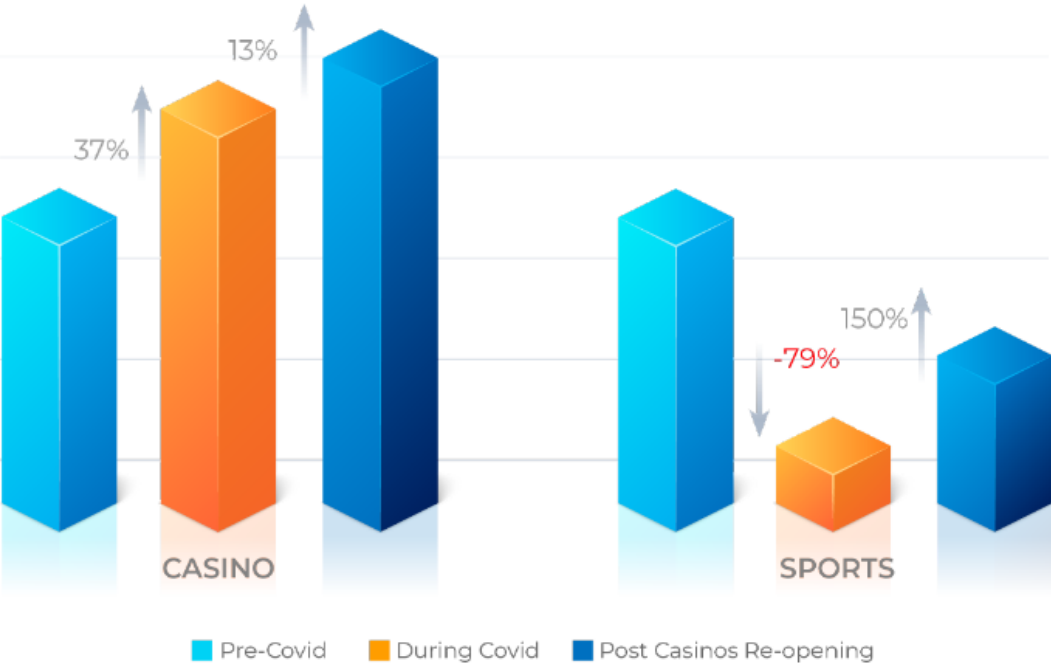
392% YoY Growth in Gross Operator Revenue for US Casino in Q2 (53% QoQ)



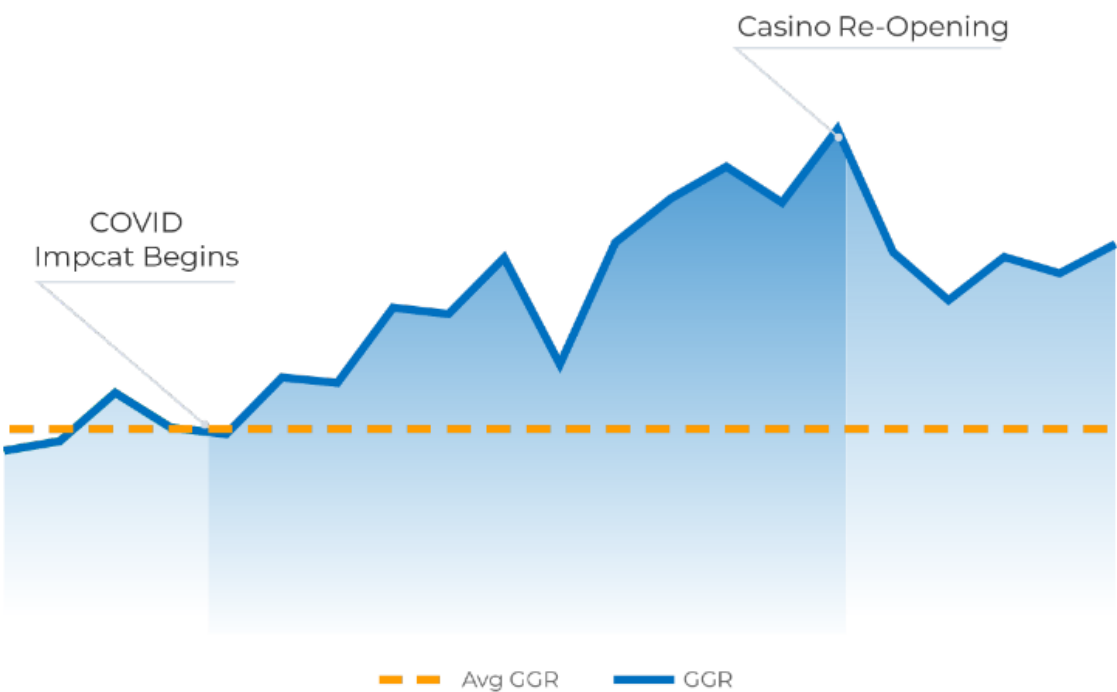
GAN Gross Operator Revenue: COVID Update

Continued secular shift, combined with tailwinds from COVID, has resulted in strong performance of RMiG and Simulated to offset declines in Sports Betting

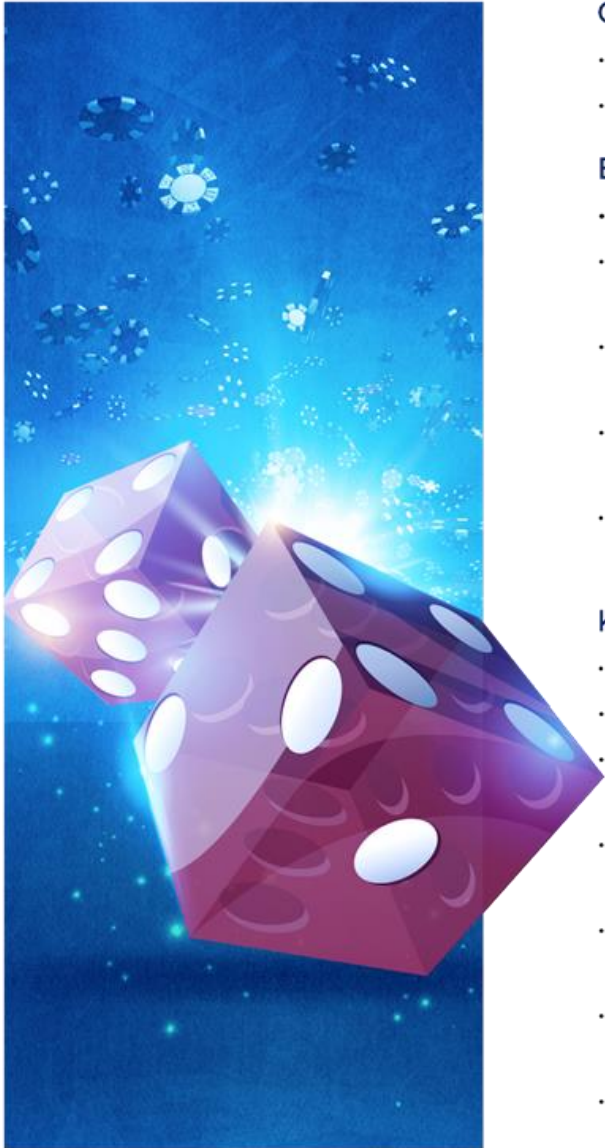
REAL MONEY GAMING



SIMULATED GAMING



Q2 2020 Business Update and Current Highlights



Corporate Events

- Completed successful IPO listing on Nasdaq
- Added to the Russell 2000®, Russell 3000® and Russell Microcap® Indexes

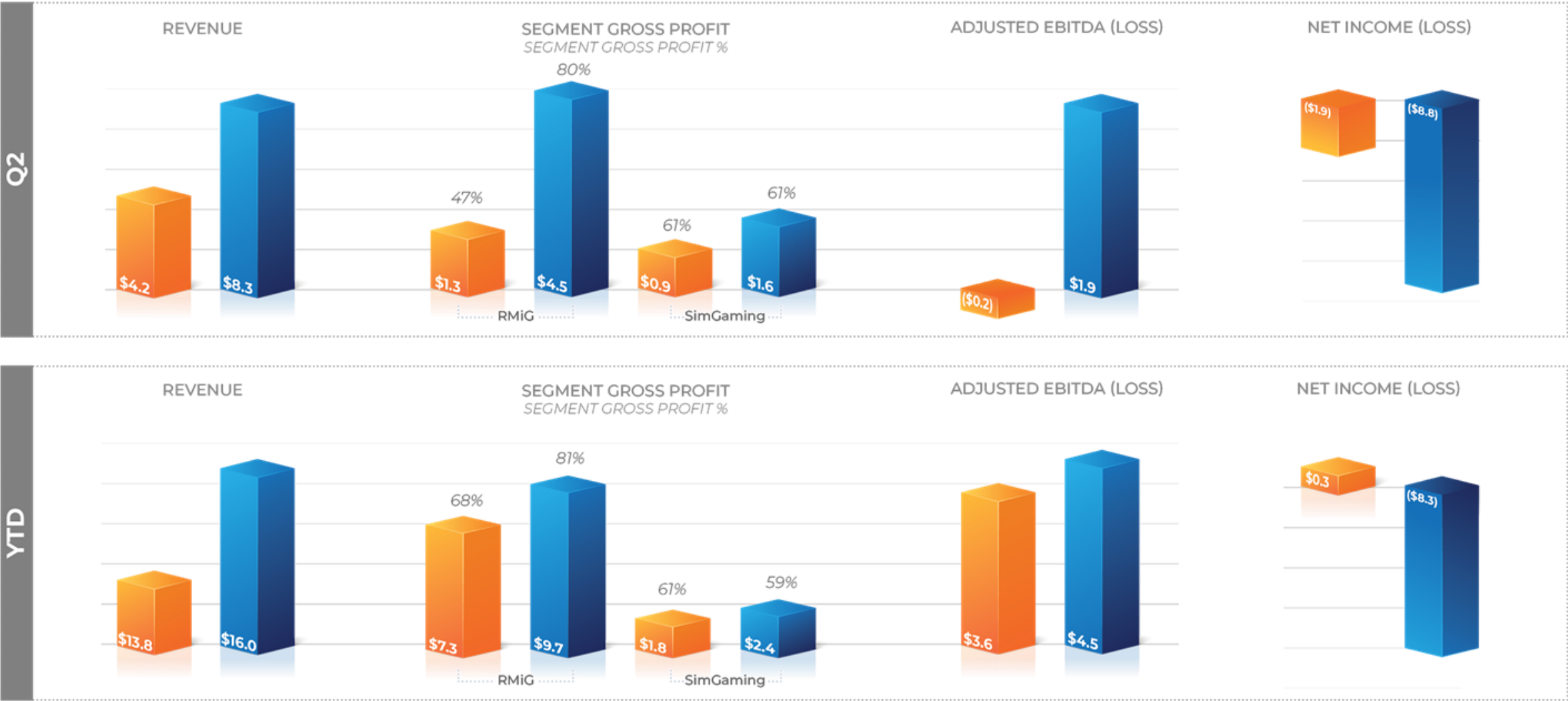
Executing on Growth Strategy

- Enhanced our executive management, engineering and delivery teams
- Anticipate successful multistate rollout of Tier 1 operator of RMiG and Sports as indicated on prior earnings call
- Signed Laguna Development Corporation to supply Simulated Gaming to the client's Route 66 Casino property in Albuquerque
- Launched Cordish Gaming Group's new PlayLive!® branded Internet gambling business in Pennsylvania and simulated gaming for Penn National Gaming in Pennsylvania and Snoqualmie in Washington
- Secured positioning for early activation of the Michigan market in the coming fourth quarter – prepared to launch three partners in the state (a Tier 1 Operator, FanDuel and a Sault Tribe Operator Partner)

Key Financial Takeaways

- 2020 full year revenue guidance reiterated at \$37 – 39M
- Revenues nearly doubled compared to the prior year quarter to \$8.3 million
- Continued secular shift, combined with tailwinds from COVID, has resulted in strong performance of RMiG and Simulated to offset declines in Sports Betting
- 110% increase in real money Internet gaming ("RMiG") revenue to \$5.7 million compared to the prior year quarter, with an increase in U.S. concentration to 85% of revenue
- Adjusted EBITDA increased to \$1.9 million in the current quarter compared to a loss of \$0.2 million in the prior year quarter
- Record Average Revenue per Daily Active User ("ARPDau") of \$23.02 increased 98% compared to the prior year quarter
- Debt free with Cash and cash equivalents balance of \$63.8 million at June 30, 2020, compared to \$10.1 million at December 31, 2019

Summary Financial Performance - Q2 and YTD



USD \$M 2019 2020

Thank you

IR Contact

Jack Wielebinski, Head of Investor Relations
214-799-4660
jwielebinski@gan.com

The Equity Group

Adam Prior
212-836-9606
aprior@equityny.com

Carolynne Sohn
408-636-3169
csohn@equityny.com